

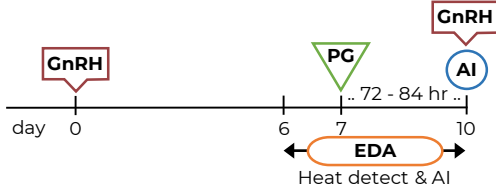
For additional synchronization protocols visit BeefRepro.org

HEAT DETECTION & TAI

For best results perform AI 12 ± 2 hr after detection of estrus.
Use of estrus detection aids (EDA) is highly recommended.

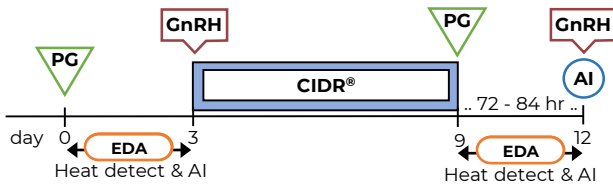
Select Synch & TAI

Heat detect & AI days 6 to 10 and TAI with GnRH all non-responders 72 - 84 hr after PG.



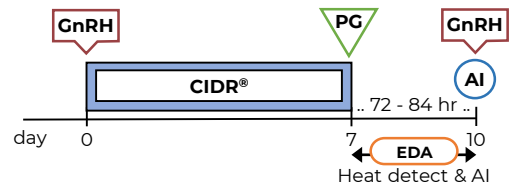
PG 6-day CIDR® & TAI

Heat detect & AI days 0 to 3. Insert CIDR to non-responders, heat detect & AI days 9 to 12. TAI with GnRH non-responders 72 - 84 hr after CIDR removal. *Protocol may be used in heifers.*



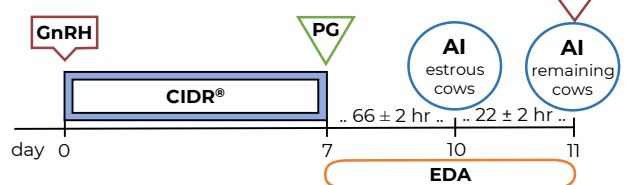
Select Synch+CIDR® & TAI

Heat detect & AI days 7 to 10 and TAI with GnRH all non-responders 72 - 84 hr after PG.



7-day CO-Synch+CIDR® & Split-TAI

Perform first TAI 66 ± 2hr after PG in estrous cows. Second TAI with GnRH only in non-estrous cows.



FIXED-TIME AI

Time for Fixed-time AI (TAI) should be considered as the approximate average time of insemination based on the number of females to inseminate, labor, and facilities.

7-day CO-Synch+CIDR®

Perform TAI with GnRH at 60 to 66 hr after PG.



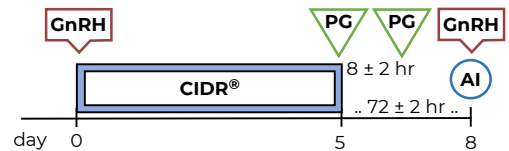
7&7 Synch

Perform TAI with GnRH at 66 ± 2 hr after CIDR removal.



5-day CO-Synch+CIDR®

Perform TAI with GnRH at 72 ± 2 hr after CIDR removal. Two injections of PG 8 ± 2 hr apart are required for this protocol.



Bos indicus PG 5-day+CIDR®

Perform TAI with GnRH at 66 ± 2 hr after CIDR removal.



EDA

Aervoe™, AIPaint™, Detect-her™, Estroetect™, Kamar™, Mark-her™, Paintstik™, Quick Shot™, Tell Tail™, Twist-Stik™

GnRH

Cystorelin®, Factrel®, Fertagy®, OvaCyst®, GONABreed®

PG

estroPLAN®, Estrumate®, Lutalyse®, Lutalyse® HighCon, ProstaMate®, SYNCHSURE™

These protocol sheets were assembled by the **Beef Reproduction Task Force**. Programs are intended to promote sustainable food production systems by the beef industry through sound reproductive management practices for replacement heifers and postpartum cows. The Beef Reproduction Task Force recommends working with a licensed veterinarian for proper use and application of all reproductive hormones. **Approved 11-17-2022.** www.beefrepro.org



SCAN

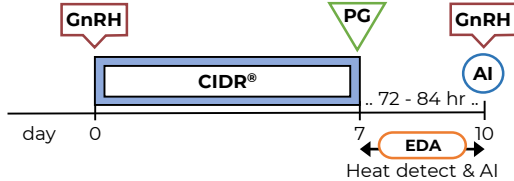
For additional synchronization protocols visit BeefRepro.org

HEAT DETECTION & TAI

For best results perform AI 12 ± 2 hr after detection of estrus.
Use of estrus detection aids (EDA) is highly recommended.

Select Synch+CIDR® & TAI

Heat detect & AI days 7 to 10 and TAI with GnRH all non-responders 72 - 84 hr after PG.



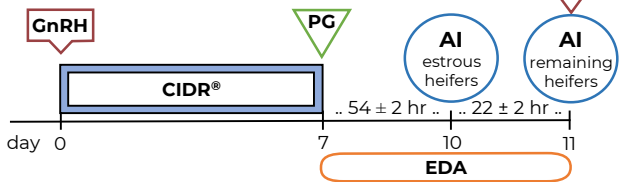
MGA®-PG & TAI

Heat detect & AI days 33 to 36 and TAI with GnRH all non-responders 72 - 84 hr after PG.




7-day CO-Synch+CIDR® & Split-TAI

Perform first TAI 54 ± 2hr after PG in estrous heifers. Second TAI with GnRH only in non-estrous heifers.



14-day CIDR®-PG & TAI

Heat detect & AI days 30 to 33 and TAI with GnRH all non-responders 72 ± 2 hr after PG.



FIXED-TIME AI

Time for Fixed-time AI (TAI) should be considered as the approximate average time of insemination based on the number of females to inseminate, labor, and facilities.


5-day CO-Synch+CIDR®

Perform TAI at with GnRH 60 ± 4 hr after CIDR removal. Two injections of PG 8 ± 2 hr apart are required for this protocol.



MGA®-PG & TAI

Perform TAI with GnRH at 72 ± 2 hr after PG.



7-day CO-Synch+CIDR®

Perform TAI with GnRH at 54 ± 2 hr after PG.



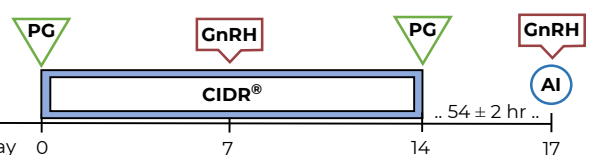
14-day CIDR®-PG & TAI

Perform TAI with GnRH at 66 ± 2 hr after PG.



7&7 Synch

Perform TAI with GnRH at 54 ± 2 hr after CIDR removal.



EDA

Aervoe™, AIPaint™, Detect-her™, Estrotect™, Kamar™, Mark-her™, Paintstik™, Quick Shot™, Tell Tail™, Twist-Stik™

GnRH

Cystorelin®, Factrel®, Fertagyl®, OvaCyst®, GONABreed®

PG

estroPLAN®, Estrumate®, Lutalyse®, Lutalyse® HighCon, ProstaMate®, SYNCHSURE™



SCAN

For additional synchronization protocols visit BeefRepro.org
 Use of sexed semen can result in conception rates that are decreased compared to conventional semen used in the same situation

HEAT DETECTION

Sexed semen can be used on any female observed in estrus (heat) and following synchronization with any protocol on the Cow or Heifer Protocol Sheet.
 For best results with sexed semen perform AI 16 to 22 hr after detecting female in estrus.
 Use of estrus detection aids (EDA) is highly recommended.

FIXED-TIME AI

Time for Fixed-time AI (TAI) should be considered as the approximate average time of insemination based on the number of females to inseminate, labor, and facilities.
 To optimize pregnancy success, it is recommended to use sexed semen on females that have exhibited estrus before TAI and conventional semen on females that have not exhibited estrus.

HEIFERS

7-day CO-Synch+CIDR®

Perform TAI with GnRH at 72 ± 2 hr after PG.



COWS

7-day CO-Synch+CIDR®

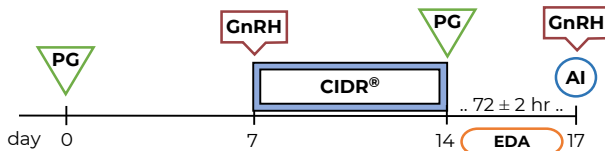
Perform TAI with GnRH at 60 to 66 hr after PG.



HEIFERS ONLY

PG-7 7-day CO-Synch+CIDR®

Perform TAI with GnRH 72 ± 2 hr after second PG. Heifers in estrus receive sexed semen, heifers not in estrus receive conventional semen. *All heifers can also be inseminated with either sexed or conventional semen.*

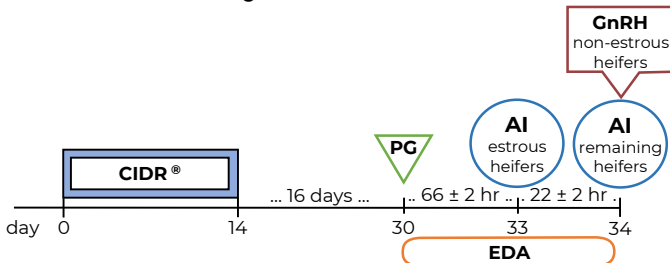


SPLIT-TIME AI (STAI)

Perform first TAI 66 ± 2 hr after PG in estrous females. GnRH administered at second TAI only in non-estrous females. Females detected in estrus by first or second TAI receive sexed semen.
 Females not in estrus receive conventional semen at second TAI.

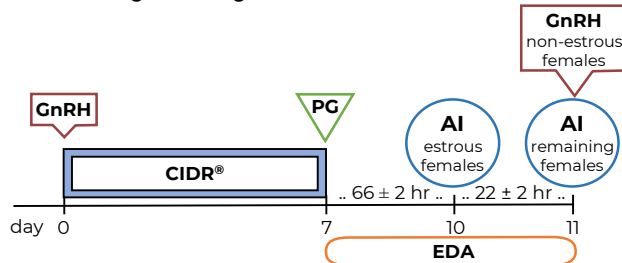
HEIFERS ONLY

14-day CIDR®-PG & STAI



COWS & HEIFERS

7-day CO-Synch+CIDR® & STAI



EDA Aervoe™, AIPaint™, Detect-her™, Estrotect™, Kamar™, Mark-her™, Paintstik™, Quick Shot™, Tell Tail™, Twist-Stik™

GnRH Cystorelin®, Factrel®, Fertagy®, OvaCyst®, GONABreed®

PG estroPLAN®, Estrumate®, Lutalyse®, Lutalyse® HighCon, ProstaMate®, SYNCHSURE™



SCAN